
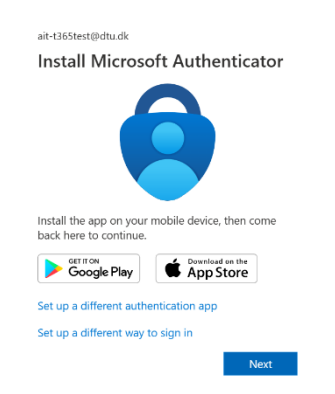
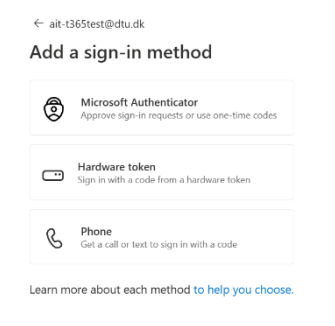
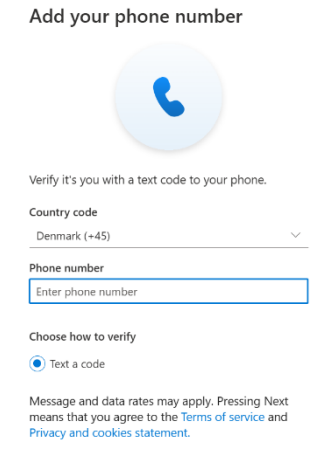
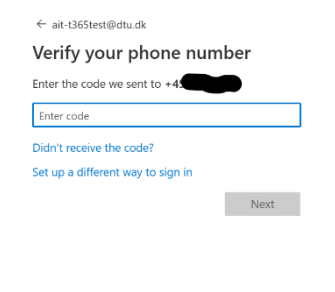



Guide Name **Setting up MFA with SMS verification**

This guide describes how to set up multi-factor authentication (MFA) using SMS verification.

Steps	Description	Navigation
Open the setup page	Open the following link in your browser: https://aka.ms/mfasetup Click Next	
Choose a different sign-in method	Click Set up a different way to sign in	
Select phone as the method	Choose Phone as the sign-in method.	
Enter phone number	Enter your phone number. Select Text a code . Click Next	
Receive and enter SMS code	Enter the code you receive via SMS. Click Next	

Complete the setup	Your phone number is now linked, and you will receive a code via SMS when you sign in.	ait-t365test@dtu.dk ✔ Phone number added  You can now receive a code each time you sign in. Done
---------------------------	--	---