




<b>Guide Name</b>	<b>Forward DTU number from mobile via the Miralix GO app</b>
-------------------	--

Before you can forward calls to your DTU number from your mobile, it is a prerequisite that you have **created a note for forwarding in the Miralix Desktop app on computer**. See instructions for this here ([Link to instructions](#)).

Step	Description	Navigation
<b>Open the Miralix GO app</b>	Open the app and log in: Username: username@dtu.dk Password: DTU password	
<b>Go to the Profile tab</b>	Tap Profile in the bottom right corner  Open <b>Settings</b> with the gear icon in the top right corner	
<b>Go to Notes and select Note</b>	Expand the Note bar at the bottom by tapping the small arrow.  Select the note you want. Fill in any extra information, date/time/phone number	
<b>Remove Note</b>	Remove an active Note by selecting <b>No Note</b> at the top of the list	